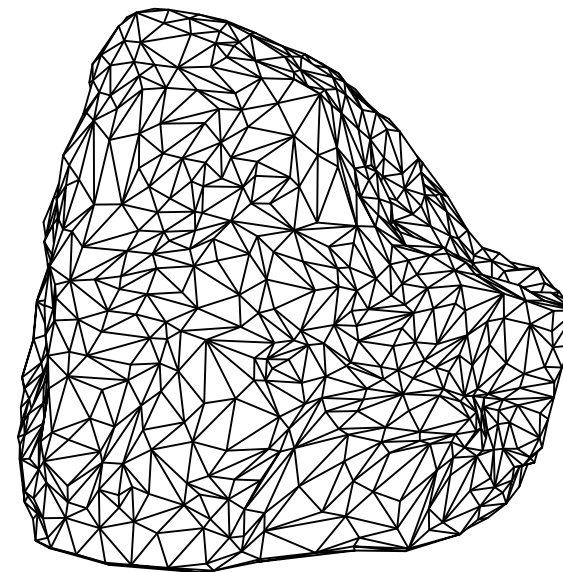


ATTACHMENT HARDWARE LOCATION IS WITHIN +/- 4 INCHES FROM INDICATED LOCATION

TOP VIEW



ISOMETRIC VIEW

ALL DIMENSIONS SHOWN MAY VARY +/- 2 INCHES.

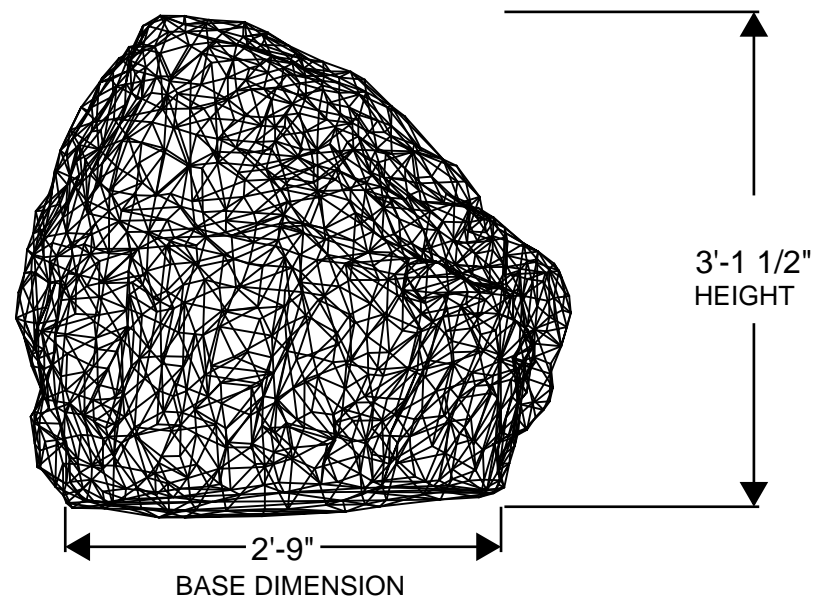
WARNING! THESE EVOLVE CUSTOM LLC ("EVOLVE") DRAWINGS DESCRIBE GENERAL INFORMATION FOR BOULDER SIZES. SPECIFIC DIMENSIONS MUST BE VERIFIED BY THE CONSUMER OR CONTRACTOR TO ENSURE THAT THE PRODUCT MAY BE SAFELY INSTALLED IN THE CHOSEN LOCATION.

THE INFORMATION CONTAINED IN THESE DRAWINGS ARE PRESENTED WITHOUT ANY WARRANTY. ALL RISKS FOR USE AND INSTALLATION OF EVOLVE'S BOULDERS IS ENTIRELY ASSUMED BY THE CUSTOMER. EVOLVE DISCLAIMS ALL LIABILITY FOR USE OF INFORMATION PROVIDED IN THESE DRAWINGS.

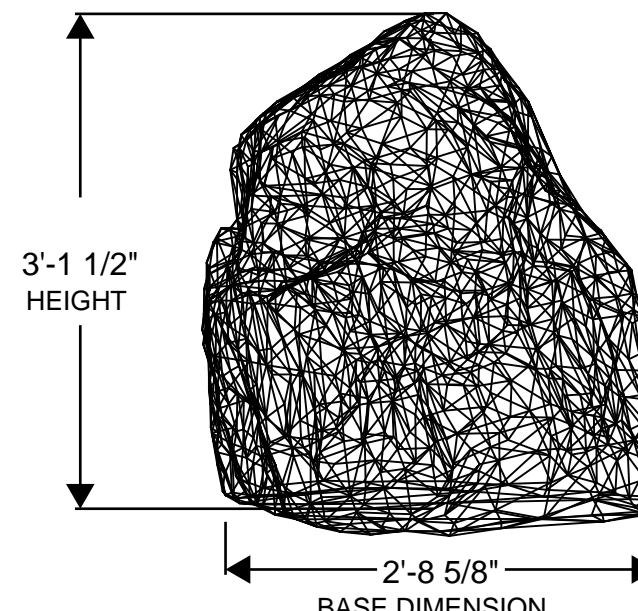


Evolve Manufacturing, LLC
 200 Lenoir Dr. Unit B
 Winchester, VA 22603
 703.570.5700

PROJECT



RIGHT VIEW



FRONT VIEW

DWG DATE: 29 AUG 2017
 AUTHOR: ANTHONY RECK
 SCALE: NONE
 REVISION: 0

TITLE:

BIG FOOT