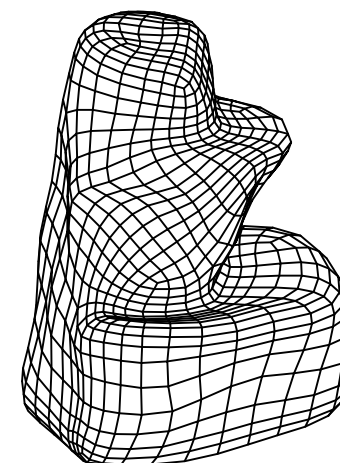
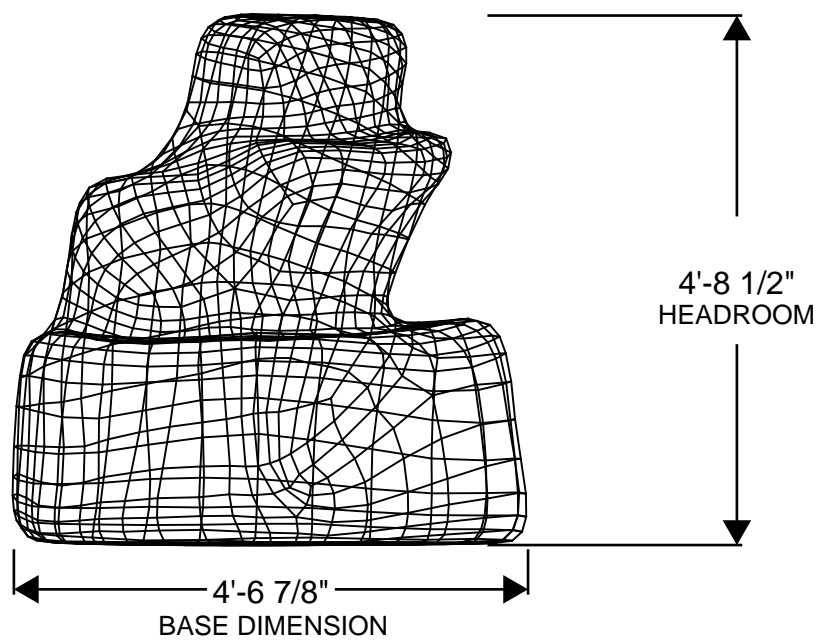


TIEDOWN FEET ARE  
GENERALLY EVENLY  
SPACED IN EACH  
QUADRANT AT AN  
INSTALLABLE LOCATION  
AND ATTACHED  
INTERNALLY VIA  
FIBERGLASS

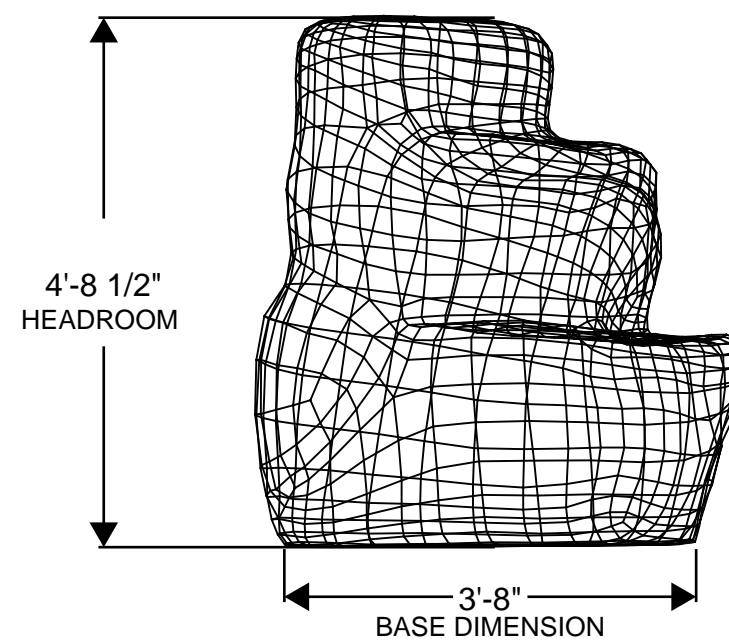
**TOP VIEW**



**ISOMETRIC VIEW**



**RIGHT VIEW**



**FRONT VIEW**



Evolve Manufacturing, LLC  
200 Lenoir Dr. Unit B  
Winchester, VA 22603  
703.570.5700

PROJECT

DWG DATE: 29 AUG 2017  
AUTHOR: ANTHONY RECK  
SCALE: NONE  
REVISION: 0

TITLE:  
**HORSESHOE  
BEND**